



ISSN: 2230-7850

IMPACT FACTOR : 5.1651 (UIF)

VOLUME - 7 | ISSUE - 1 | FEBRUARY - 2017

Larvicidal activity of Neem (*Azadirachta indica*) and Euphorbia against the *Aedes aegypti*

Karruna S. Pardeshi
 Zoology Dept., Abasaheb Garware College,
 Pune, M.S., India.

ABSTRACT :

The Mosquito is a common flying insect that is found around the world. There are about 2,700 species of mosquitoes. Mosquitoes can fly about 1 to 1.5 miles per hour. Females drink blood and the nectar of plants; the males only sip plant nectar. When female bites, she also injects an anticoagulant (anti-clotting chemical) into the prey to keeps the victim's blood flowing. She finds her victims by sight and smell, and also by detecting their warmth.

KEYWORDS : Neem (*Azadirachta Indica*), Euphorbia

INTRODUCTION:

The mosquito is often a carrier of diseases, such as malaria, encephalitis, yellow fever, dengue fever, West Nile virus, and many others. The females, who drink blood, can carry disease from one animal to another as they feed. Some individuals have weaker immune systems, and they are at greater risk of developing symptoms

and health effects that are more serious, including meningitis, encephalitis Splenomegaly, Cerebral hematoma. Meningitis is inflammation of the lining of the brain or spinal cord. Encephalitis is inflammation of the brain itself.

For people with more severe illness, symptoms could include the rapid onset of severe headache, high fever, stiff neck, nausea, difficulty swallowing, vomiting, and drowsiness, and confusion, loss of consciousness, lack of coordination, muscle weakness and paralysis. Other symptoms that have been identified include movement disorders,

There are two types of pesticides used to control mosquitoes: *larvicides* and *Adulticides*. Larvicides are added to standing water, where mosquitoes breed. They kill the mosquito larvae before they become blood-feeding adults. Adulticides are sprayed into the air or applied to vegetation where mosquitoes rest. They work by killing adult mosquitoes. Larvicides are preferred to Adulticides because they target the mosquitoes' right in their breeding areas.

In my Paper I would like to focus on to the Larvicidal activity on some medicinal plants. This is beginning of my research project because I have started the detail study of mosquitoes along with their life cycle and the laboratory experiment of Larvicidal activity on some medicinal plants. I have got satisfactory results but still up some results are under observation such as detail characterization of medicinal plants. I have given stored, stagnant water sample to State health Laboratory, Pune for chemical examination and checked its turbidity, alkalinity, total hardness and ph for the accuracy and I have mention the report of Water analysis in my project.

AIM AND OBJECTIVES:

1. To observe the Mosquito species and their various stages.



2. To investigate the causes of the diseases spread by the mosquitoes
3. To observe Larvicidal activity against some medicinal plants in brief

OBJECTIVES:

1. To observe causal organism biodiversity.
2. To find out the major causes of Mosquito spreading diseases
3. To evaluate the mosquito Larvicidal activity of plant extracts.

MATERIAL AND METHOD:

Larvae of *Aedes aegypti* obtained from the eggs which were collected from National Chemical laboratory (NCL) Pune, used for the tests conducted under laboratory conditions 28 to 30°C. Stock solutions of various concentrations (ppm) of the formulation were prepared in DMSO. Serial dilutions were subsequently made in the same solvent from the stock solutions. To obtain appropriate test dosages, 1ml of the serially diluted solution was added to 249 ml of water in 500 ml glass beakers and stirred vigorously to ensure complete mixing.

To each Petri dish six younger III instars larvae were introduced. The material was tested on three different occasions, at six different concentrations. In each test, each concentration was run in quadruplicate, and 4 beakers were left untreated as controls. In control runs, 1 ml of DMSO was added to 100 ml of water. Soon after treatment, larvae were given larval food (dog biscuit and yeast powder mixed in 6:4 ratios); 70-100 mg food per 6 larvae.

The larvae were exposed to various concentrations in different Petri dishes. The results were recorded for three days after every 24 hours intervals and LC50 values were recorded

Data analysis: Mortality in the treated cups in a test was corrected against any mortality in the controls. The corrected mortality was subjected to log-probity regression analysis and median lethal concentration (LC50)



Fig. 1 Eggs of *Aedes aegypti*



Fig. 2. Larvae of *Aedes aegypti*



Fig.3. Neem Plant



Fig.4. Euphorbia tirucalli

Preparation of extracts of Neem and Euphorbia plants.



Fig5. Making Powder of Neem and Euphorbia Plants



Fig.6 Measurement of Neem extract

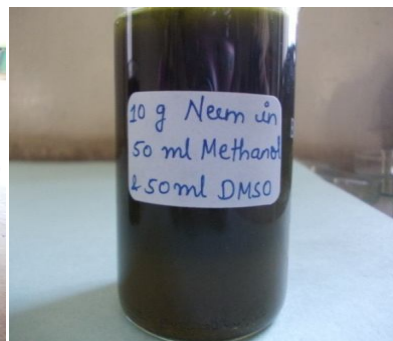


Fig.7- Stock solution of Neem




Fig.8 Stock solution of Neem and Euphorbia

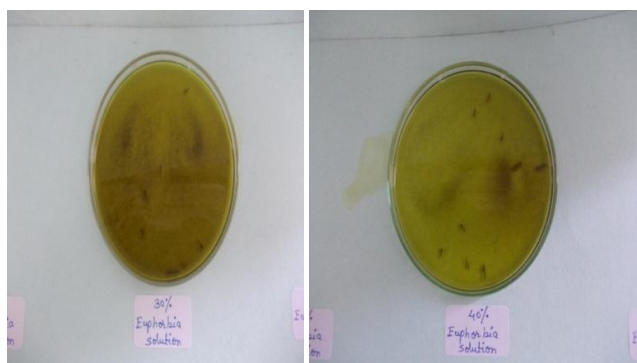


Fig.9 & 10- Mortality observations



Fig. 11- Full set up of the Experiment

DISCUSSION:

India is considered to be a storehouse of medicinal plants, it harbours over 2000 medicinal plant species of which 443 have been recorded for the state of Maharashtra (Lakshminarasimhan & Moorthy, 2000). Survey of plant wealth of Kolhapur district resulted in enumeration of over 600 plant species of some therapeutic value. One of the medicinal plant found comprise *Azadirachta indica*.

Neem trees are found throughout India and it is used as medicine as well as pest control. Neem based pesticides are now extensively used agricultural practices all over the world. It contains Azadirachta which is predominant insecticidal active ingredient having antecedents, ovipositional deterrence repellency, growth disruption, sterility and larvicidal action against insect. Neem extract with distilled water and DMSO, Methanol was found to be effective in controlling breeding of *Aedes aegypti* where as an application of Neem powder resulted in drastic reduction in the late instars larvae of *Aedes aegypti*. Neem based biopesticides and Neem extract have a wide range of effects against insects. Azadirachta, nimbin, nimbidin, nimbolides, nimolic acid, salami, and azadirachtol present in Neem affect the biochemical and physiological processes of insect system and nullify the insect detoxification mechanism thereby not allowing the pest to develop. The methanolic extract of leaves of Neem and euphorbia rothiana has been found possess various activities such as Larvicidal activity against the mosquito vector *Aedes aegypti*.

OBSERVATIONS:

The observed biological activity of the plant extract might be due to the alkaloid reported in these plants. The crude extract of Neem and Euphorbia produced higher mortality in larvae of *Aedes aegypti*. Methanolic extract of leaves of neem (*Azadirachta indica*) and Euphorbia tirucalli were evaluated for larvicidal activity against immature stages of *Aedes aegypti* in the laboratory of Zoology department of Abasaheb Garware College, Pune. Insect growth resulting activity of this extract was more pronounced against *Aedes aegypti*. The extract of these both plants was found safe to aquatic mosquito predator *Gambusia affinis*. Products out of Neem tree for use in agriculture in field and storage and medicine. For centuries, parts of Neem have been used as allelochemicals in plant protection, soap, dentifrice and medicines. Scientists at the National Institute of Immunology, New Delhi discovered that Neem oil has principles that can be used as spermicidal and abortifacients. This has subsequently resulted in patents in India. The tree's most important use is as biopesticides. Neem has more than 60 valuable compounds, among which the widely used is Azadirachtin-A which has been identified as the key compound which acts as an insect antifeedant, repellent and an inhibitor of ecdysis and growth. About 300 insect species can be managed with the Aza-A. It is therefore observed that *Azadirachta* can be a suitable alternative to the chemical pesticides. Studies conducted in the past 20 years revealed that Neem has diverse biological effects on insects. It acts as a repellent in feeding and oviposition, deterrent, arrests growth of developing stages, causes sterility and also has mild direct toxicity. No other plant / synthetic substance are known to have such a diverse activity against insects. Experiments revealed that more than 250 insect species have already been reported susceptible to Neem extracts. In India alone, Neem has been evaluated against 105 insect species of the various

biological effects of Neem on insects. Neem has also been found to possess nematicidal and fungicidal properties. About a dozen nematodes have already been reported to be susceptible to Neem. Soil treatment with Neem Cake, has given effective control of meloidogyne incognita in tomato. Cardamom growers regularly use Neem cake for management of nematodes. It is use to observe lavidal activity against the mosquito vectors.

Any effort in conserving the Soil moisture in Neem plantations on waste lands will improve the seed yield which will be a sustainable source of income for the rural people. Sensing the value of Neem by its invaluable and incomparable chemical molecules useful in pest control and health..

REFERENCES:

1. Sukumar K, Perich MJ, Boobar LR. Botanical derivatives in mosquito control: a review. *J Am Mosq Control Assoc* 1991; 7: 210-37
2. Mulla MS, Su T. Activity and biological effects of neemproducts against arthropods of medical and veterinary importance. *J Am Mosq Control Assoc* 1999; 15: 133-52.
3. Boschitz C, Grunewald J. The effect of NeemAzal on *Aedesaegypti* (Diptera: Culicidae). *Appl Parasitol* 1994; 35 : 251-6.
4. Nathan SS, Kalaivani K, Murugan K. Effects of neem limonoids on the malaria vector *Anopheles stephensi* Liston (Diptera: Culicidae). *Acta Trop* 2005; 96: 47-55.
5. World Health Organization. Instruction for determining the susceptibility or resistance of mosquito larvae to insecticides. Geneva: WHO/VBC/81.807; 1981.
6. Brown MD, Thomas D, Watson K, Kay BH. Laboratory and field evaluation of efficacy of vectobac 12AS against *Culex sitiens* (Diptera: Culicidae) larvae. *J Am Mosq Control Assoc* 1998; 14: 183-5.
7. Abbott WS. A method of computing the effectiveness of an insecticide. *J Econ Entomol* 1925; 18: 265-7.
8. Finney DJ. *Probit analysis*, 3rd ed. Cambridge: Cambridge University Press; 1971.
9. Sun C, Georghiou GP, Weiss K. Toxicity of *Bacillus thuringiensis* var. *israelensis* to mosquito larvae variously resistant to conventional insecticides. *Mosq News* 1980; 40: 614-8.
10. Aly C, Mulla MS, Xu B, Schnetter W. Rate of ingestion by mosquito larvae (Diptera: Culicidae) as a factor in the effectiveness of a bacterial stomach toxin. *J Med Entomol* 1988; 25: 191-6.